

Guest account



Onegini will no longer be available from 1 July 2020. Instead, use eduID. Documentation about eduID can be found [here](#).

- How to make a Onegini account
 - Register a Onegini account with a social account
 - Register a Onegini account without social account
 - Confirm your e-mail address
- Log in at a service of SURFconext with your Onegini account

How to make a Onegini account

If you don't have a home institution connected to SURFconext, you can use a Onegini account to log on to multiple services of SURFconext as a guest.

There are two different ways to register an account with Onegini:

1. Register an account with an existing social account (Facebook, Twitter, LinkedIn, Microsoft, Google). No extra username and password has to be remembered.
2. Register a Onegini account with a new username and password.

Register a Onegini account with a social account

1. Go to <https://www.onegini.me/>

Welcome to Onegini!

Onegini is a new way of logging in you can use to access online services provided by companies like insurance agencies, financial companies and web stores. On onegini.me you can create and maintain your digital identity. [Read more...](#)



Getting started

- Log in with an account from the list
- Create your digital identity
- Share your digital identity with your companies

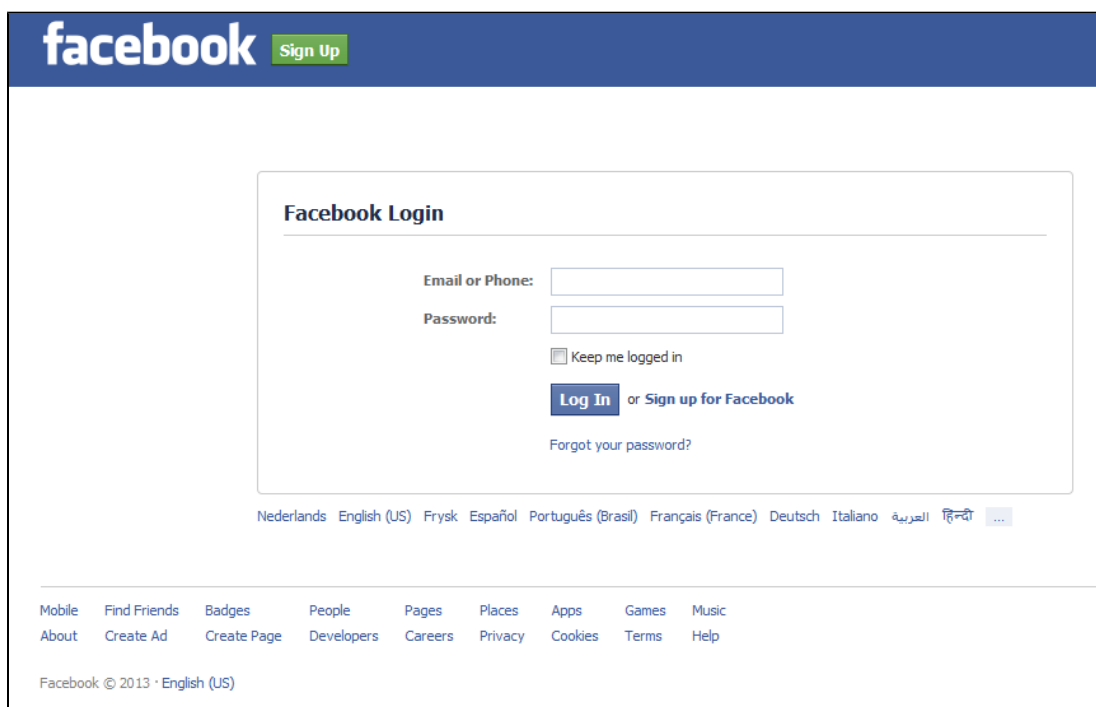
Please select the account you want to use to login to Onegini:



Click [here](#) if you prefer not to use a third party account

2. Select the social account you want to register with (from left to right: Facebook, Google, LinkedIn, Microsoft, Twitter).

The login page of the selected account will appear. Below you see an example of a Facebook login page.



The screenshot shows the Facebook login page. At the top left is the Facebook logo and a 'Sign Up' button. The main content area is titled 'Facebook Login' and contains the following elements:

- Email or Phone:
- Password:
- Keep me logged in
- [Log In](#) or [Sign up for Facebook](#)
- [Forgot your password?](#)


At the bottom, there is a language selection menu with options: Nederlands, English (US), Frysk, Español, Português (Brasil), Français (France), Deutsch, Italiano, العربية, हिन्दी, and a dropdown arrow.

At the very bottom, there is a navigation bar with links: Mobile, Find Friends, Badges, People, Pages, Places, Apps, Games, Music, About, Create Ad, Create Page, Developers, Careers, Privacy, Cookies, Terms, Help.

Facebook © 2013 · English (US)

3. Log in with your Facebook credentials and click **Log In**.

The next page tells you what information Onegini has access to.



! If you select LinkedIn, LinkedIn will ask you for permission to share your profile photo with Onegini. **SURFconext and Onegini do not use your profile photo!** Unfortunately we are unable to dismiss this message.

4. Click **OK**.

Please enter your information to create an account

General

First name *

Last name *

Email address *

Mobile number *

Netherlands, The



+31

Terms of Use

I agree with the [Terms of Use](#). *

* is a required field

Create

5. Fill in the required fields and click **Create**.

Next time you visit a service of SURFconext as a guest you can use your social account to log in.

Register a Onegini account without social account

1. Go to <https://www.onegini.me/>

Welcome to Onegini!

Onegini is a new way of logging in you can use to access online services provided by companies like insurance agencies, financial companies and web stores. On onegini.me you can create and maintain your digital identity. [Read more...](#)



Getting started

- Log in with an account from the list
- Create your digital identity
- Share your digital identity with your companies

Please select the account you want to use to login to Onegini:



Click [here](#) if you prefer not to use a third party account

2. click 'here' (in "Click [here](#) if you prefer not to use a third party account")

Email address *

Password *

[Login](#) [Lost password?](#)

OR

If you are new to Onegini

[Register here](#)

You can also [use a third party account](#)

3. click **Register here**.

onegini Nederlands

Please enter your information to create an account

General

First name *

Last name *

Mobile number * Netherlands, The +31

Your mobile number is used to secure your Oegini profile. [More info...](#)

Login details

Please choose a password. This password must be used to login to your Oegini account.

Email address *

Password *

Confirm password *

Terms of Use

I agree with the [Terms of Use](#). *

* is a required field

Sign up

4. Fill out the required fields and click **Sign up** to make a Oegini account. If you prefer not to use your cell phone, click [more info...](#) to enable extra security via a PIN code.

onegini Dashboard Personal Info Security Oegini Test

Your connected companies

You are currently not connected to any company. [Connect with companies](#)

Your security status level

What is this?

Last login actions

onegini.me
09/17/2013 10:42 AM

If your Onegini account has been successfully registered you will be redirected to your personal Onegini dashboard page.

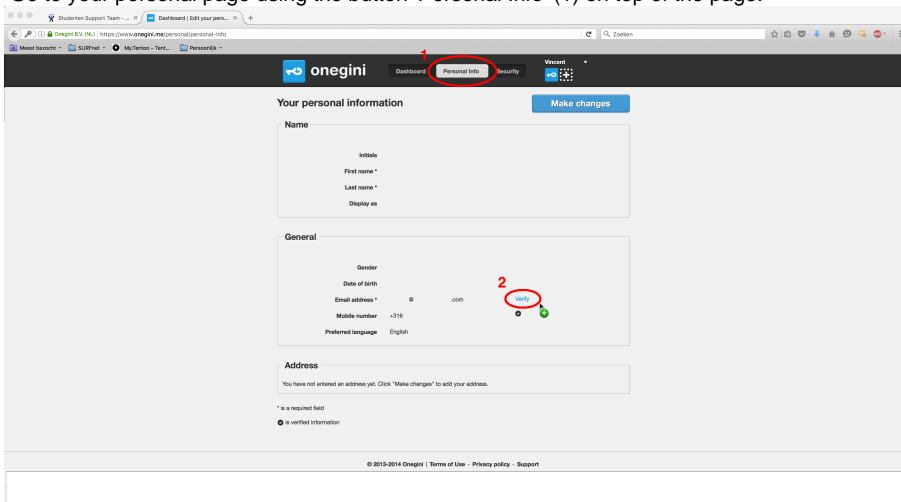
A social account can always be added by selecting the '+' at the top-right of your dashboard panel.

You will still have to confirm your mail address.

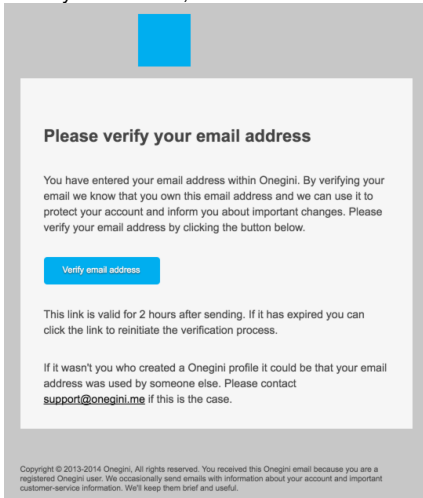
Confirm your e-mail address

After registering with Onegini your mail does not automatically get added to your profile. This will only happen after confirmation by the user. Since e-mail is necessary for many services, confirming immediately could be handy.

1. Go to your personal page using the button 'Personal Info' (1) on top of the page.



2. Click Verify (2) behind the field that states 'Mail Address'
3. Go to your mailbox, find the mail and click 'Verify email address'



Spam

The mail sometimes ends up in your spam folder.

Log in at a service of SURFconext with your Onegini account

1. If want to log in to a service like <https://www.edugroepen.nl> via SURFconext, choose Onegini for institution (type 'Onegini in the search bar). Next you log in with your social account or Onegini username and password.

an institution to login to the service: [Academia.nl](#) | [Beeld en Geluid](#)

[EN](#) [NL](#) [Help](#)

onegini

Identity Providers with access

 Social ID Onegini

a service connected through [SURFconext](#)

[EN](#) [NL](#)

[Help](#) [Terms of Service](#)