

Bibliographic Fields



The key words "MUST", "MUST NOT", "REQUIRED", "SHALL", "SHALL NOT", "SHOULD", "SHOULD NOT", "RECOMMENDED", "MAY", and "OPTIONAL" in this document are to be interpreted as described in [RFC 2119](#).

Table of Contents

- 0. MODS in DIDL
- 1. Title, abstract, semantic type and language
- 2. Names of Persons and Organisations
- 3. Dates
- 4. Keywords, Classifications and Target Audiences
- 5. Related bibliographic material
- 6. Bibliographic Identifiers
- 7. Copyright

The following sections present a description of all bibliographic metadata fields of the HBO Bibliographic Metadata application profile of MODS.

0. MODS in DIDL

The MODS record is placed inside a DIDL `Resource` element of a `Component` in an `Item` with semantic type set to `info:eu-repo/semantics/DescriptiveMetadata`.

Example

```
(...)  
<didl:Item>  
  
  <!-- Semantic Type -->  
  <didl:Descriptor>  
    <didl:Statement mimeType="application/xml">  
      <rdf:type rdf:resource="info:eu-repo/semantics/DescriptiveMetadata"/>  
    </didl:Statement>  
  </didl:Descriptor>  
  
  (...)  
  
  <!-- Content -->  
  <didl:Component>  
    <didl:Resource mimeType="application/xml">  
      (...)<!-- MODS goes here -->  
    </didl:Resource>  
  </didl:Component>  
  
</didl:Item>  
(...)
```

A MODS record starts with the `mods` root element. If not declared elsewhere in the XML document, the `mods` element MUST declare a namespace by setting the `xmlns` attribute of the `mods` element to <http://www.loc.gov/mods/v3>. We are using version 3.4. This SHOULD be made explicit by using the `version` attribute. Referencing the XML schema is optional

Example

```
(...)  
<didl:Resource mimeType="application/xml">  
  
  <mods xmlns="http://www.loc.gov/mods/v3"  
    xmlns:xsi="http://www.w3.org/2001/XMLSchema-instance"  
    xsi:schemaLocation="http://www.loc.gov/mods/v3 http://www.loc.gov/standards/mods/v3/mods-3-4.xsd"  
    version="3.4">  
    (...)  
  </mods>  
  
</didl:Resource>  
(...)
```

1. Title, abstract, semantic type and language

Title

The title information of the bibliographic work is split into two elements: a main `title` and an optional `subTitle`. Both are being placed under the `titleInfo` top-level element.

Example

```
(...)  
<titleInfo>  
  <title>Main Title</title>  
  <subTitle>Subtitle</title>  
</titleInfo>  
(...)
```



With the previous Dublin Core-based application profile, title and subtitle information were placed in a single element as dot separated values.

Abstract

An abstract of the contents are contained within the top-level element `abstract`.

Example

```
(...)  
<abstract xml:lang="en">A short abstract.</abstract>  
(...)
```



The previous application profile did not offer solutions for multilingualism. With the introduction of MODS, this feature is now present through the use of the `xml:lang` attribute.

Semantic Type

The semantic type of the work is specified in the top-level element `genre`. Its value is based on a controlled vocabulary in the `info:eu-repo` semantics namespace.

Example

```
(...)  
<genre>info:eu-repo/semantics/BachelorThesis</genre>  
(...)
```



In the previous application profile the value of the equivalent element was a literal. For the new situation URIs are used. The use of the `info:eu-repo` namespace also offers additional values.

Document language

Information about the language is placed in the top-level element `language`. This element contains a subelement `languageTerm` which includes the use of a `type` attribute indicating the value of the `languageTerm` element being a code or text and the optional `authority` attribute referencing a particular standard (e.g. RFC3066 or ISO639-2b).

The `languageTerm` element may be repeated in order to describe the language in different ways (e.g. both through a formal code and a descriptive text).

In case a text consists of multiple languages (for instance a Dutch text and a English summary), the `language` top-level element **MUST** be repeated with the use of the `objectPart` attribute.

It is RECOMMENDED to use the RFC3066 codes.

Example

```
(...)  
<language objectPart="summary">  
  <languageTerm type="code" authority="rfc3066">eng</languageTerm>  
</language>  
<language objectPart="main">  
  <languageTerm type="code" authority="rfc3066">nld</languageTerm>  
  <languageTerm type="text" lang="nld">Nederlands</languageTerm>  
  <languageTerm type="text" lang="eng">Dutch</languageTerm>  
</language>  
(...)
```

2. Names of Persons and Organisations

MODS has a generic name construct consisting of a `name` toplevel-element containing one or more `namePart` subelements. This construct can be used for both names of natural person as for organisation names. The `type` attribute may be used to distinguish between the two.

One or more roles may be assigned to a name. For this a term from the [MARC Code List for Relators](#) or `marcrelator` term may be used.



Roles

This is the entity's role in relation to the bibliographic work and **not** in relation to a given affiliation, e.g. a person to an organisation, thus the values "student", "teacher" or "lector" are invalid.



Affiliations

Information about a person's affiliation to an organisation may be added in the `affiliation` element.



The use of roles and affiliations is different from the previous Dublin Core application profile

Example

```
(...)  
<name>  
  <namePart>Name</namePart>  
  <role>  
    <roleTerm authority="marcrelator">term</roleTerm>  
  </role>  
</affiliation>Term</affiliation>  
</name>  
(...)
```

Personal Names

For names of natural, the `type` attribute of the `name` toplevel element has the value `personal`. The family and given name may be placed in separate `namePart` subelements with the `type` attributes containing `family` and `given` respectively.



At this point, MODS does not contain a separate type-value for 'infix' (tussenvoegsel).

At this point, five affiliation roles are being distinguished using the following terms:

- Lector
- LectorateMember
- Student
- StudentResearcher
- Teacher

Example

```
(...)  
<name type="personal">  
  <namePart type="family">Vries, de</namePart>  
  <namePart type="given">J. (Jan)</namePart>  
  <role>  
    <roleTerm authority="marcrelator">aut</roleTerm>  
  </role>  
  <affiliation>Lector</affiliation>  
</name>  
(...)
```

Corporate Names

Corporate names may be included in a `name` toplevel element with the `type` attribute containing the value `corporate`. Names of organisational units such as faculties and 'lectorates' should be included in a dot separated array in a single `namePart` element. Because the hierarchical structure of these organisational units varies between institutions, the semantics of the different values in the array are lost.

The community however has a strong need to explicitly capture these semantics. This enables applications to execute queries based on the values without the need to parse and identify the values based on ontologies. For this an [extension](#) has been defined that is based on the generic MODS construct for names, but that allows additional values for the `type` attribute of the `namePart` element, namely `organisation`, `department` and `lectorate`.

To maintain backwards compatibility with other systems it is recommended to define the toplevel organisation using both the default MODS guidelines and the HBO extension. Supplying the underlying organisational units using a dot separated array is optional. The MODS instance and the extension instance of a organisation may be joined using the `ID` attribute of the toplevel `name` element.

Example

```
(...)  
<name ID="nameID_1" type="corporate">  
  <namePart>Hogeschool van Amsterdam. Media, Creatie en Informatie. Electronisch Uitgeven</namePart>  
  <role>  
    <roleTerm authority="marcrelator">pbl</roleTerm>  
  </role>  
</name>  
  
(...)  
  
<extension>  
  <hbo:name xmlns:hbo="info:eu-repo/xmlns/hboMODSextension" ID="nameID_1" type="corporate">  
    <hbo:namePart type="organisation">Hogeschool van Amsterdam </hbo:namePart>  
    <hbo:namePart type="department">Media, Creatie en Informatie</hbo:namePart>  
    <hbo:namePart type="lectorate">Electronisch Uitgeven</hbo:namePart>  
  </hbo:name>  
</extension>  
(...)
```



See also: [HBO MODS Extension](#)

3. Dates

Dates are specified according to [ISO-8601](#) using the RECOMMENDED notation `YYYY-[MM-[DD]]`. In this notation, only the year is a REQUIRED part. A month MUST be specified when the day is present. It is RECOMMENDED to specify both year, month and day.

All dates are placed under the `originInfo` top-level element.

Publication date

Date of first publication is specified in the `dateIssued` element.

Example

```
(...)  
<originInfo>  
  <dateIssued encoding="iso8601">2011-03-23</dateIssued>  
</originInfo>  
(...)
```

Date of creation

The date of creation is included in the `dateCreated` element.

Example

```
(...)  
<originInfo>  
  <dateCreated encoding="iso8601">2010-12-07</dateCreated>  
</originInfo>  
(...)
```

Embargo date

Embargo dates are placed in the `dateOther` element with "embargo" specified in the `type` attribute. The date should be considered inclusive.

Example

```
(...)  
<originInfo>  
  <dateOther type="embargo" encoding="iso8601">2011-05-17</dateOther>  
</originInfo>  
(...)
```

Date of approbation

The date of approbation is specific for theses and dissertations and is specified in the `dateOther` element with `type` attribute contained the value "approved".

Example

```
(...)  
<originInfo>  
  <dateOther type="approved" encoding="iso8601">2011-02-28</dateOther>  
</originInfo>  
(...)
```

4. Keywords, Classifications and Target Audiences

Keywords

The `topic` element is used to specify a keyword that is applicable to the content and is placed under the `subject` top-level element. This `subject` element is multilingual thus keywords in different languages **MUST** be placed in separate instances of the `subject` element.

Example

```
(...)  
<subject xml:lang="nl">  
  <topic>metadata</topic>  
  <topic>digitale brievenbus</topic>  
</subject>  
<subject xml:lang="en">  
  <topic>keyword</topic>  
</subject>  
(...)
```

Classification




Unstable

The top-level element `classification` offers space to include classifications. In this element, different `classification-source` codes from the [Library of Congress](#) may be used. For the context of this application profile, the use of the [Nederlandse Basis Classificatie \(NBC\)](#) is also permitted. This classification however is not included in the list of classification sources by the Library of Congress. The use of the NBC **MUST** be indicated by the value "info:eu-repo/classification/Nbc" in the `authorityURI` attribute. The value of the element **MUST** be the identifier. The descriptive name of the identifier **MAY** be included in the `displayLabel` attribute.

Example

```
(...)  
<classification authorityURI="info:eu-repo/classification/Nbc" displayLabel="Informatica">54</classification>  
(...)
```

Target Audience


 Unstable

Target audiences may be included within the `targetAudience` top-level element. The value MUST a term from the [MARC Target Audience Term List](#).

Example

```
(...)  
<targetAudience authority="marctarget">general</targetAudience>  
(...)
```


Geographical information

 Unstable

Example

```
(...)  
<subject>  
  <geographic>Netherlands</geographic>  
</subject>  
(...)
```


Temporal information

 Unstable

Example

```
(...)  
<subject>  
  <temporal encoding="iso8601">1985-05</temporal>  
</subject>  
(...)
```

5. Related bibliographic material

 Currently, only the host-type is used.

Example

```
(...)  
<relatedItem type="host">  
  <identifier type="uri">URN:ISSN:0304-3940</identifier>  
  <titleInfo>  
    <title>Neuroscience Letter</title>  
  </titleInfo>  
  <originInfo>  
    <place>Amsterdam</place>  
    <publisher>Elsevier</publisher>  
  </originInfo>  
  <part>  
    <detail type="volume">  
      <number>77</number>  
    </detail>  
    <detail type="issue">  
      <number>1</number>  
    </detail>  
    <extent unit="page">  
      <start>71</start>  
      <end>75</end>  
    </extent>  
  </part>  
</relatedItem>  
(...)
```

6. Bibliographic Identifiers

Author identifiers

Example


```
(...)  
<name type="personal" ID="n1">  
  <namePart type="family">Vries, de</namePart>  
  <namePart type="given">J. (Jan)</namePart>  
  <role>  
    <roleTerm authority="marcrelator" type="code">aut</roleTerm>  
  </role>  
</name>  
(...)  
<extension>  
  <dai:daiList  
    xmlns:dai="info:eu-repo/dai"  
    xsi:schemaLocation="info:eu-repo/dai  
      http://www.surfgroepen.nl/sites/oai/metadata/Shared%20Documents/dai-extension.xsd">  
    <dai:identifier IDref="n1" authority="someAuthority">123456789</identifier>  
  </dai:daiList>  
</extension>  
(...)
```


Local identifiers


Example

```
(...)  
<identifier type="someType">1234567890</identifier>  
(...)
```


Location

 Unstable

 This field is used for copies of the document that are not in the custody of the repository, for instance a copy at the editor.

 Objects contained within the repository **MUST** be placed in the structural metadata in the DIDL.

Example

```
(...)  
<location>http://thirdparty.org/resource</location>  
(...)
```

7. Copyright

MODS provides no native mechanism to publish copyright statements for described material. For this, an extension has been defined that is used in the NARCIS infrastructure. This extension will also be use in this specification.

Example

```
(...)  
<extension>  
  <wmp:rights  
    xmlns:wmp=http://www.surfgroepen.nl/werkgroepmetadataplus  
    xmlns:dc="http://purl.org/dc/elements/1.1/"  
    xsi:schemaLocation="http://www.surfgroepen.nl/werkgroepmetadataplus rights.xsd">  
    <dc:description>  
      © 2010 Hogeschool van Amsterdam  
      This work is licensed under a Creative Commons  
      Attribution-Noncommercial-No Derivative Works 3.0 Unported License.  
    </dc:description>  
    <dc:rights>http://creativecommons.org/licenses/by-nc-nd/3.0/</dc:rights>  
  </wmp:rights>  
</extension>  
(...)
```

 See also the [Use of MODS#Copyright](#) for the associated schema.