

# Finishing touch

## Your service' information

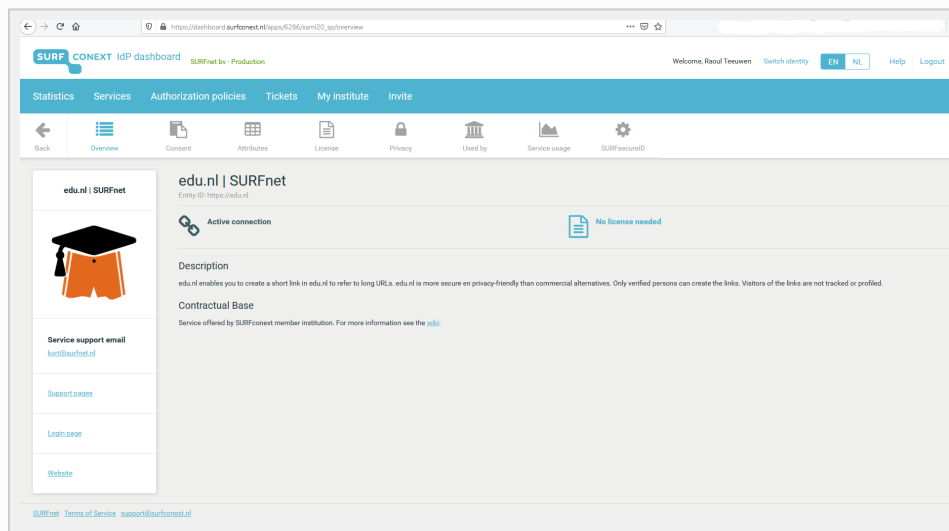
It is important that you deliver correct details about your service: your logo, contact information, privacy policy, a good description, etc. Most of this data is requested during [registration process](#). Change the details of your service via the [SURFconext SP Dashboard](#). This information is presented at the [SURFconext IdP Dashboard](#) for Institutions.

### SURFconext SP Dashboard

Request your [SP Dashboard](#) to get control over your services connected to SURFconext.

### SURFconext IdP Dashboard

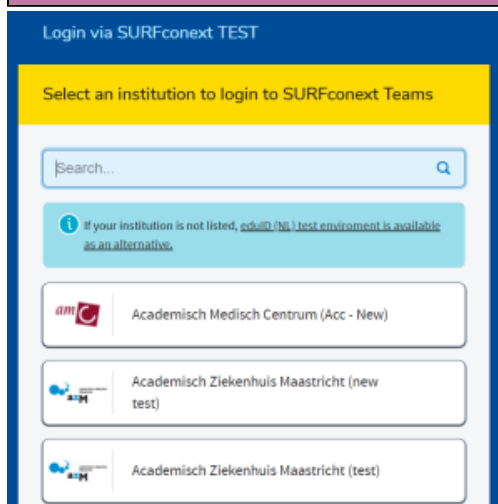
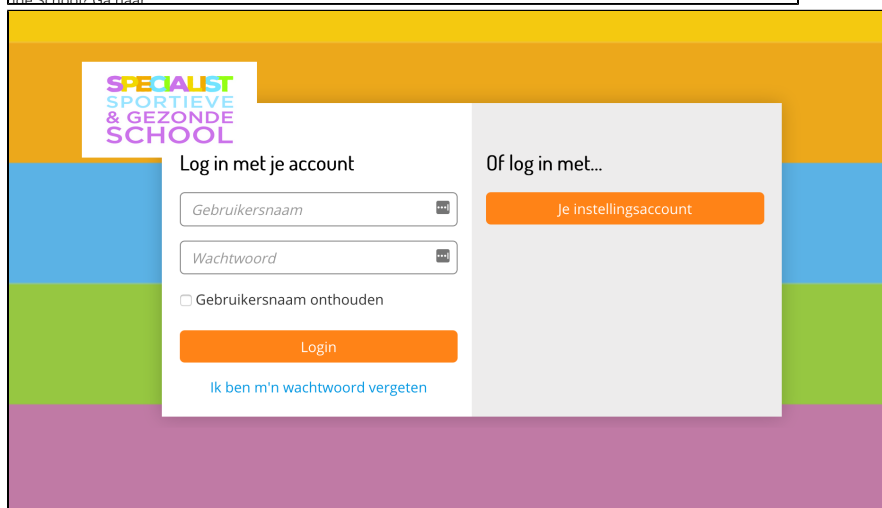
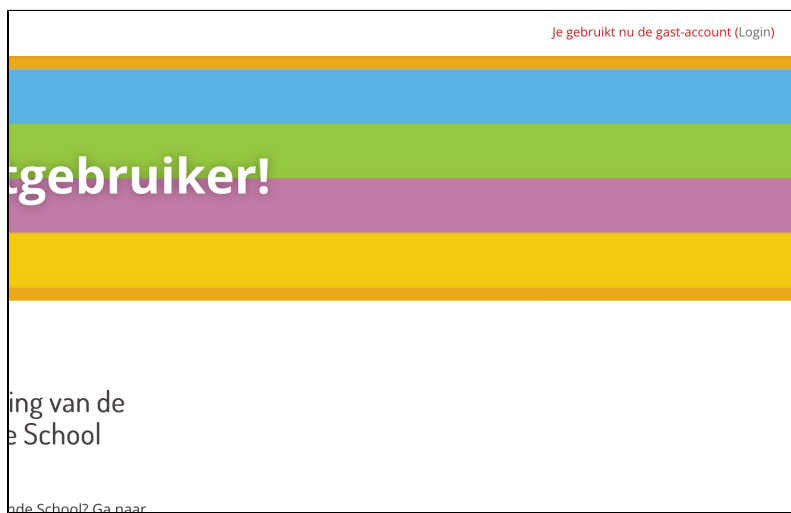
The SURFconext IdP dashboard allows SURFconext administrators at the institutions to manage the Service Provider couplings with their Identity Provider. Below you find screenshots of the web application.



## Federated login button

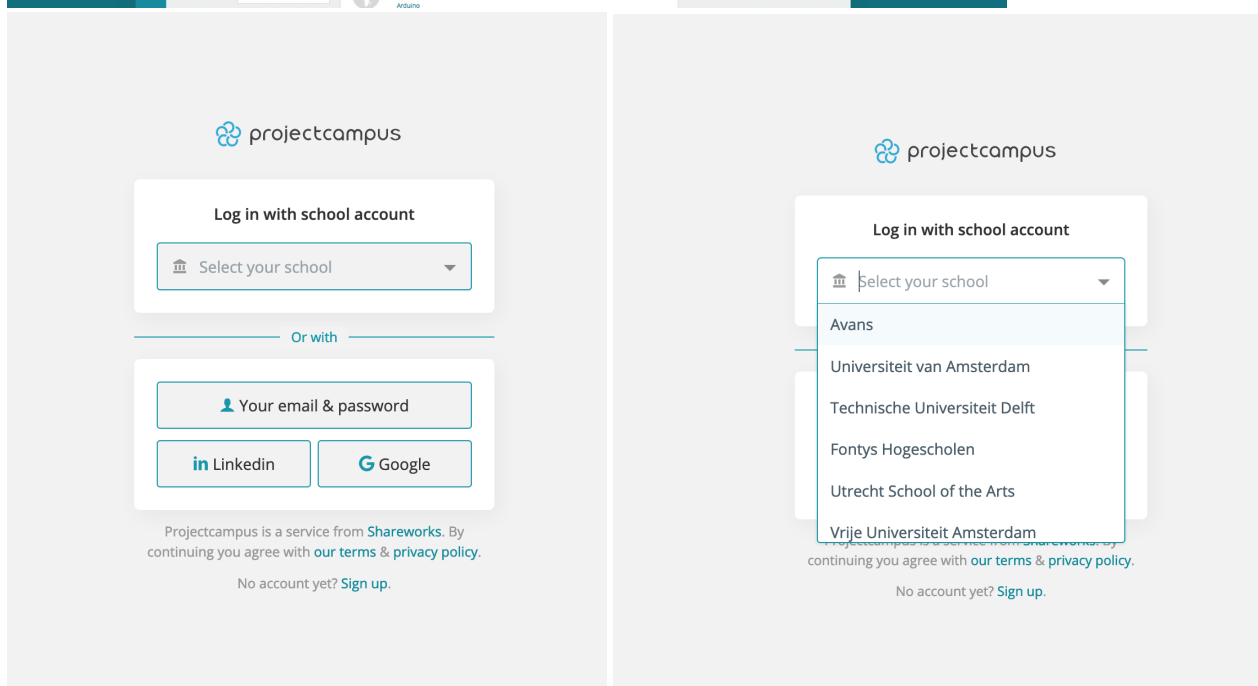
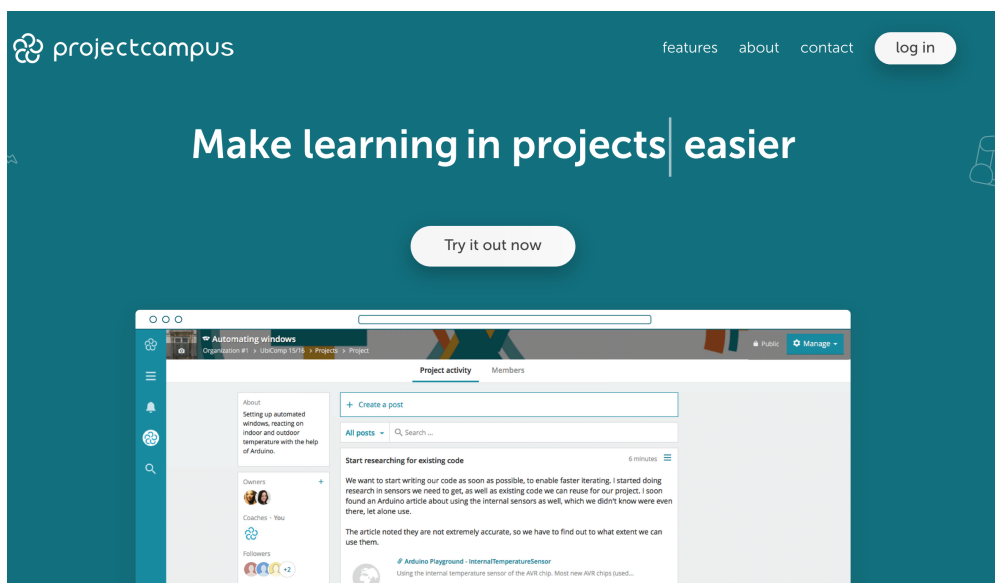
To make it easier for users to login you can use [this best practice](#) that helps to create a federated login process which your users will find easier and more intuitive to use. Do note that the depicted 'installation of identity discovery software' in step 3 of this page is not relevant, as SURFconext has its own service doing just that. This is called the '[SURFconext WAYF](#)'.

Implement your login button the right way: Make use of the SURFconext WAYF



## Create your own WAYF

To have more control over the IdP Discovery, you can [create your own WAYF selection page](#) and integrate it in your service. See below for an example.



## Create interest for your service

Although it is primarily your responsibility to get new users for your service, we can help you by:

- showing your service in the SURFconext IdP Dashboard (which normally happens automatically as soon as your service is published in our production environment).
- publishing your service on the [SURFconext website](#) (newsletter, news item, blog entry, list of available services, which we normally do as soon as the service is in production).

## SURFconext logo

Service Providers are allowed to use the SURFconext logo for publicity purposes. Below you will find a transparent .png and a vector file for Adobe Illustrator (.ia).

.png



.ia

SURFconext-logo.ai