

# Music app - audio player

- [Overview](#)
- [Playing audio directly in the file browser](#)
- [Playing audio through the music app](#)
  - [Opening files in the music app](#)
- [Controlling playback speed](#)
- [Jumping 5 seconds forward, backward](#)
- [Useful keyboard controls](#)

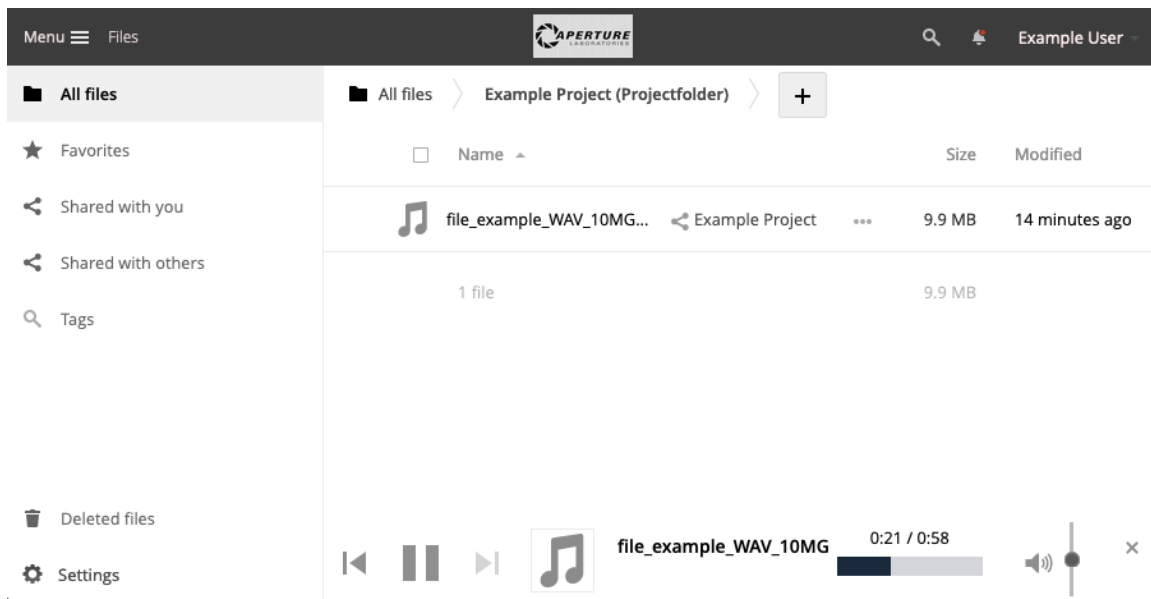
## Overview

The music app allows for playing audio stored on Research Drive directly in the browser. There are two ways to access this functionality:

1. By clicking an audio file directly in the file browser
2. By opening the music app

## Playing audio directly in the file browser

Simply click the file, and it will start to play:



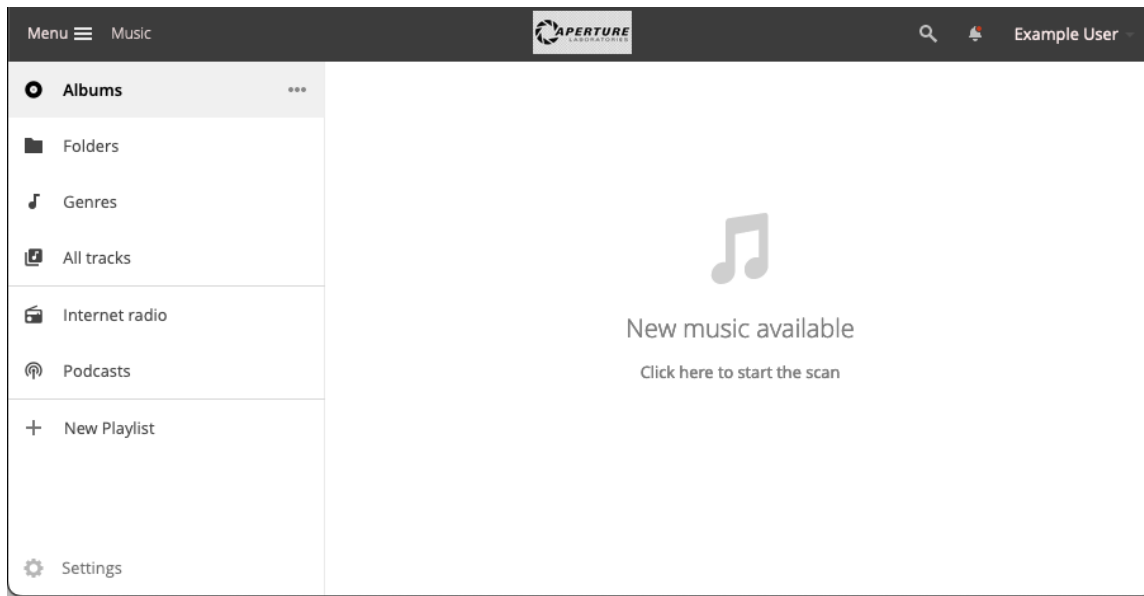
## Playing audio through the music app

Playing audio through the app provides extra functionality. Most notably, playback speed and jump forward/backward 5 seconds

## Opening files in the music app

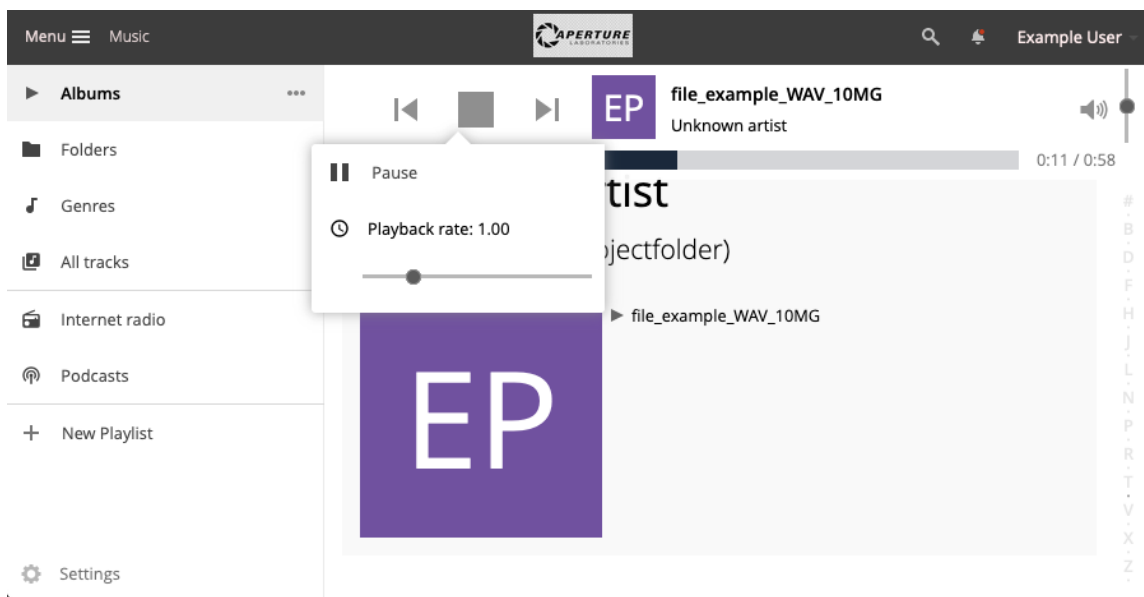
When you are playing the file in the filebrowser, clicking the filename in the bottom bar will open it in the music app directly

Alternatively, you can click the top-left menu and select 'Music'. You will probably need to scan for music:



## Controlling playback speed

When you opened the file in the music app, pressing the 'play/pause' button with right mouse click (or click for a few seconds on the play icon) opens an extra menu where you can set the desired playback speed:



Alternatively, you can use your keyboard, press

shift+, for slower

shift+. for faster

## Jumping 5 seconds forward, backward

With the left and right arrow keys on your keyboard, you can jump 5 seconds forwards or backwards

# Useful keyboard controls

Key	Effect
< (shift+,)	slower playback
> (shift+.)	faster playback
	Jump back 5 seconds
	Jump forward 5 seconds
spacebar	Pause/resume playback